



ASANSOL NORTH POINT SCHOOL

Affiliated to C.B.S.E, New Delhi, Affiliation No- 2430153

Higher Secondary School, C.B.S.E [10 + 2]

(Run & Managed By Parbati Educational Society)

Our School is associated with:



CLASS VI (2022-2023)

MONTH WISE SYLLABUS SPLIT UP & ACTIVITIES/ ASSESSMENTS

SUBJECT: ENGLISH

Name of the Books

1. Language : Grammar Trove
2. Literature : Daffodils (English Reader)

SL NO.	Name of Chapter(s) / Topic(S)	MONTH
1.	<u>Language</u> : Parts of Speech, Pronouns <u>Writing Skill</u> : Paragraph Writing	April
2.	<u>Literature</u> : The Echoing Green	April
3.	<u>Language</u> : Sentences, Phrases and Clauses, Kinds of Nouns.	May
4.	<u>Literature</u> : A Lesson Learnt	May
5.	<u>Language</u> : Adjectives, Verbs <u>Writing Skill</u> : Letter Writing	June
6.	<u>Literature</u> : The Twins	June
7.	<u>Language</u> : Auxiliary Verbs, Adverbs	July
8.	<u>Literature</u> : The Adventures of Tom Sawyer	July
9.	<u>Language</u> : Tenses, Articles, <u>Writing Skill</u> : Notice Writing	August
10.	<u>Literature</u> : Uncle Podger Hangs a Picture	August
11.	Revision	September
12.	<u>Language</u> : Voice: Active and Passive, Interjections	October
13.	<u>Literature</u> : Casabianca	October

14.	<u>Language</u> : Conjunctions, Prepositions	November
15.	<u>Literature</u> : Finding Portly, The Gift of Magi	November
16.	<u>Language</u> : Direct Indirect Speech, Punctuation Marks <u>Writing Skill</u> : Essay Writing, Unseen Passage	December
17.	<u>Literature</u> : Damon and Pythias	December
18.	<u>Literature</u> : The Way Through the Woods	January

LIST OF ACTIVITIES & ASSESSMENTS

SL NO.	Details of Activity	Month	Marks
1.	<u>What is the activity</u> -- A brief note on Albert Einstein. <u>How to do the activity (hints)</u> --- Here you have to write about his life and his inventions. You can take help from the Internet to learn about his life and his inventions. You can take help from your textbook also. You have to stick at least one picture of Albert Einstein. <u>Materials required(hints)</u> -- Pen, Pencil, Glitter Pen, Chart paper, Text book, internet	APR-JUN	10
2.	<u>What is the activity</u> -- A Model Of Woods. <u>How to do the activity (hints)</u> -- Here you have to make a model of woods so you have to take cardboard and make it as the base ground of the forest/woods. Make the cutouts of the trees and paste on the cardboard. <u>Materials required(hints)</u> -- cardboard, colours, colour papers, thermocol, gum. You may use other things as required.	JUL-AUG	10
3.	<u>What is the activity</u> -- Write about Voice Change. <u>How to do the activity (hints)</u> --- Here you have to write-- what is Voice and describe its types in detail with examples (sentence). <u>Materials required(hints)</u> -- Pen, Pencil, Glitter Pen, Chart paper, Text book, internet	SEPT-NOV.	10
4.	<u>What is the activity</u> -- A Model Of a Ship. <u>How to do the activity (hints)</u> -- Here you have to make a model of a ship so you have to take cardboard/thermocol and use it to make the ship. You can take help from the internet to make the ship. To make the mast you can use small sticks and white cloth. <u>Materials required(hints)</u> -- cardboard/thermocol, colours, colour papers, gum, sticks, cloths etc. You may use other things as required.	DEC-FEB	10
	Details of Assessment	Month	Marks
UT 1	<u>Language</u> : Parts of Speech, Pronouns <u>Writing Skill</u> : Paragraph Writing	MAY	30

	<u>Literature</u> : The Echoing Green		
UT 2	<u>Language</u> : Sentences, Phrases and Clauses, Kinds of Nouns, Adjectives, Verbs <u>Writing Skill</u> : Letter Writing <u>Literature</u> : A Lesson Learnt, The Twins	JULY	30
TER M 1	<u>Language</u> : Tenses, Articles, Pronouns, Sentences, Phrases and Clauses, Adjectives, Verbs <u>Writing Skill</u> : Notice Writing, Paragraph Writing, Unseen Passage <u>Literature</u> : Uncle Podger Hangs a Picture, The Echoing Green, A Lesson Learnt, The Twins	SEPT	50
UT 3	<u>Language</u> : Voice: Active and Passive. Interjections <u>Literature</u> : Casabianca	NOV	30
UT 4	<u>Language</u> : Conjunctions, Prepositions, Direct Indirect Speech, Punctuation Marks <u>Writing Skill</u> : Essay Writing, Unseen Passage <u>Literature</u> : Finding Portly. The Gift of Magi, Damon and Pythias	JAN	30
TER M 2	<u>Language</u> : Voice: Active and Passive. Interjections, Conjunctions, Prepositions, Direct Indirect Speech, Punctuation Marks <u>Writing Skill</u> : Essay Writing, Unseen Passage <u>Literature</u> : The Way Through the Woods, Casabianca, Finding Portly. The Gift of Magi, Damon and Pythias	FEB	50

RECAP SYLLABUS (2022-2023)

SL NO.	LEARNING OUTCOME	
	Students will be able to write grammatically correct sentences using different situations like noun, pronoun, adjective, adverb, verb, etc.	April
2.	Students will be able to answer coherently in written or oral form to questions in English based on day-to-day life experiences, unfamiliar stories, poems heard or read.	May
3.	Students will be able to write paragraphs in English from verbal, visual clues, with appropriate punctuation marks and linkers.	June
4.	Students will be able to identify kinds of nouns, adverbs; differentiates between simple past and simple present verbs.	July
5.	Students will be able to connect ideas that he/she has inferred, through reading and interaction, with his/ her personal experiences.	Aug
6.	Students will be able to attempt to write creatively (stories, poems, posters, etc).	Sept

	Details of Assessment		
--	-----------------------	--	--

1.	UT I:- Students will be able to write grammatically correct sentences using different situations like noun, pronoun, adjective, adverb, verb, etc.	MAY	30
2.	UT II:- Students will be able to answer coherently in written or oral form to questions in English based on day-to-day life experiences, unfamiliar stories, poems heard or read. Students will be able to write paragraphs in English from verbal, visual clues, with appropriate punctuation marks and linkers.	JULY	30
3.	TERM I:- Students will be able to identify kinds of nouns, adverbs; differentiates between simple past and simple present verbs. Students will be able to connect ideas that he/she has inferred, through reading and interaction, with his/ her personal experiences. Students will be able to attempt to write creatively (stories, poems, posters, etc).	SEPT	50

SUBJECT: MATHEMATICS

Name of the Books

1. MATHEMATICS FOR CLASS 6 (R.S.AGGARWAL)

SL NO.	Name of Chapter(s) / Topic(S)	MONTH
1.	NUMBER SYSTEM (CH- 1)	April
2.	FACTOR AND MULTIPLE (CH-2)	April
3.	QUADRILATERAL (CH- 17)	April
4.	WHOLE NUMBER(CH-3)	May
5.	INTEGERS (CH-4)	May
6.	ANGLES (CH- 13)	May
7.	THREE DIMENSIONAL SHAPE (CH- 19)	May
8.	FRACTIONS (CH-5)	June
9.	FRACTIONS (CH-5)	June
10.	LINE AND RAY (CH-11)	June
11.	SIMPLIFICATION(CH - 6)	June
12.	TRIANGLE (CH-16)	July

13.	PARALLEL LINES(CH-12)	July
14.	ALGEBRAIC EXPRESSION (CH- 8)	July
15.	ALGEBRAIC EXPRESSION(CH-8)	August
16.	RATIO(CH-10)	August
17.	DECIMAL(CH-7)	September
18.	LINEAR EQUATION(CH-9)	October
19.	PERIMETER AND AREA (CH-21)	November
20.	CONSTRUCTION(CH-14)	December
21.	CIRCLE(CH-18)	December
22.	DATA HANDLING(CH-21)	January
23.	BAR GRAPH(CH-24)	January
24.	POLYGON (CH-15)	January

LIST OF ACTIVITIES & ASSESSMENTS

SL NO	Details of Activity	Month	Marks
1.	<p>What is the activity-- To verify that addition and multiplication is commutative for Whole numbers.How to do the activity (hints)---1.Take a grid paper,a few coloured slip and a few green-coloured slip. 2.In one row of square paste 4 red coloured slips followed by 5 green coloured slips. 3.In another row of square paste 5 green followed by 4 red coloured slips. 4.we see that the number of squares in the first row is equal to the number of squares covered in the second row.This shows that $4+5=5+4$.</p> <p>Materials required(hints)-- 1.Two grid paper($1\text{cm}\times 1\text{cm}$) 2.Slip of paper in two different colors($1\text{cm}\times 1\text{cm}$).3. Glue.</p>	APR-J UN	10
2.	<p>What is the activity-- To make the model of some 2-D and 3-D figure of geometrical shape.</p> <p>How to make it? --- Use a pitch board. Make the shape like cube, cuboid, cone with the help of a pitchboard and make them stand on the large pitchboard.Use scissors , glue , matchsticks coloured papers e.t.c.</p>	JUL-A UG	10
3.	<p>What is the activity-- To represent a straight,a right ,an acute angle,an obtuse angle and a reflex angle.</p> <p>How to do the activity (hints)--- 1.Take a sheet of plain paper.Mark a</p>	SEpT/ N OV	10

	<p>point o on it. 2.Fold the paper along a line passing through the point o.Make a crease and unfold the paper. 3.Draw a line segment AB along the crease.Then AOB is a straight angle.</p> <p>Materials required(hints)-- 1.A sheet of plain paper. 2.A pencil 3. A ruler.</p>		
4.	<p>What is the activity-- Make a model to show different types of numbers.</p> <p>How to do the activity (hints)--- 1.Take a small circle and put a protector and divide it into 4 equal part by draw lines and we get four quadrant. 2.Write W,N,R,P on four parts 3.Take a another circle bigger than the first and put outside the first circle.On it write definition on of number according to section and position of number.4 In 3rd circle we write example according to place.The three circles are of different colors .</p> <p>Materials required(hints)--1.Three chart paper of different colours 2.Glue 3.A pair of scissors 4.Pins 5.Sketch pens.6.Pitchboard.</p>	DEC- FEB	10
Details of Assessment			
1.	1.NUMBER SYSTEM 2.FACTOR AND MULTIPLE 3.WHOLE NUMBER 4.QUADRILATERALS (PERIODIC TEST - I)	MAY	30
2.	1.INTEGER 2.FRACTIONS 3.LINE AND RAY 4.ANGLE (PERIODIC TEST -II)	JULY	30
3.	1.INTEGER 2.FRACTION 3.TRIANGLE 4.PARALLEL LINES 5.ALGEBRAIC EXPRESSION 6.WHOLE NUMBER 7.RATIO 8.FACTOR AND MULTIPLE 9.LINE AND RAY 10.NUMBER SYSTEM (TERM - I)	SEPT	50
4.	1.DECIMAL 2.PERIMETER AND AREA 3.SIMPLIFICATION (PERIODIC TEST- III)	NOV	30
5.	1.LINEAR EQUATION 2.CONSTRUCTION 3.CIRCLE (PERIODIC TEST - IV)	JAN	30
6.	1.DATA HANDLING 2.RATIO 3.CONSTRUCTION 4.QUADRILATERAL 5.BAR GRAPH 6.DECIMAL 7.CIRCLE .8 POLYGON 8.PERIMETER AND AREA 9.SIMPLIFICATION 10.LINEAR EQUATION (TERM - II)	FEB/ MARC H	50

RECAP SYLLABUS (2022-2023)

SL NO.	LEARNING OUTCOME	
	<ul style="list-style-type: none"> They are able to know how to read and write numbers.The four basic operations and their concepts are able to be learnt by the students. 	April

2.	<ul style="list-style-type: none"> They are able to know the estimation of sum, difference and product of numbers. 	May
3.	<ul style="list-style-type: none"> They must know the idea of fractions, its definition , its types and formation of equivalent fractions. 	June
4.	<ul style="list-style-type: none"> Concept of angle, its formation ,types and examples in our daily lives are given to the students. 	July
5.	<ul style="list-style-type: none"> Students are able to know the concept of percentage., Its uses in daily lives , conversation to decimal and its uses in this part. 	Aug
6.	<ul style="list-style-type: none"> They are able to understand features of shapes., its drawings and types in this part. 	Sept

	Details of Assessment		
1.	<ul style="list-style-type: none"> They are able to know how to read and write numbers.The four basic operations and their concepts are able to be learnt by the students. They are able to know the estimation of sum, difference and product of numbers. 	MAY	30
2.	<ul style="list-style-type: none"> They must know the idea of fractions, its definition , its types and formation of equivalent fractions. Concept of angle, its formation ,types and examples in our daily lives are given to the students. 	JULY	30
3.	<ul style="list-style-type: none"> They are able to know how to read and write numbers.The four basic operations and their concepts are able to be learnt by the students. They are able to know the estimation of sum, difference and product of numbers. They must know the idea of fractions, its definition , its types and formation of equivalent fractions. Concept of angle, its formation ,types and examples in our daily lives are given to the students. Students are able to know the concept of percentage., Its uses in daily lives , conversation to decimal and its uses in this part. They are able to understand features of shapes., its drawings and types in this part. 	SEPT	50

SUBJECT:SCIENCE

Name of the Books

1. NEW LEARNWELL SCIENCE

SL NO.	Name of Chapter(s) / Topic(S)	MONTH
1.	CH 1- FOOD: WHERE DOES IT COME FROM (BIO)	APRIL
2.	CH 3- SEPARATION OF SUBSTANCES (CHEM)	APRIL

3.	CH 11- MOTION AND MEASUREMENT OF DISTANCES (PHY)	MAY
4.	CH 2- COMPONENTS OF FOOD (BIO)	JUNE
5.	CH 4- FIBRE TO FABRIC (CHEM)	JULY
6.	CH 12- ELECTRIC CURRENT AND CIRCUITS (PHY)	JULY
7.	CH 7- LIVING AND NON-LIVING THINGS (BIO)	AUG
	REVISION (TERM 1)	
8.	CH 5- MATERIALS OF DAILY USE (CHEM)	OCT
9.	CH 8- OUR SURROUNDINGS (BIO)	NOV
10.	CH 13- MAGNETISM (PHY)	NOV
11.	CH 6- HOW THINGS CHANGE (CHEM)	DEC
12.	CH 9- THE PLANT WORLD (BIO)	DEC
13.	CH 14- LIGHT, SHADOWS AND REFLECTION (PHY)	JAN
14.	CH 10- BODY MOVEMENTS (BIO)	JAN
	REVISION (TERM 2)	FEB

LIST OF ACTIVITIES & ASSESSMENTS

SL NO.	Details of Activity	Month	Marks
1.	<p>WHAT IS THE ACTIVITY- LIST VARIOUS FOODS EATEN BY YOU IN A DAY. CLASSIFY THEIR INGREDIENTS ACCORDING TO THEIR NUTRITIVE VALUE. (BIO)</p> <p>HOW TO DO THE ACTIVITY- MAKE A TABLE OF BREAKFAST, LUNCH AND DINNER. WRITE THE NAME OF FOODS EATEN BY YOU AND CLASSIFY THEIR NUTRIENTS AS CARBOHYDRATES, FATS, PROTEIN & VITAMIN.</p> <p>MATERIAL REQUIRED- SCRAP BOOKS, PENCIL, RULER.</p>	APR- JUN	10
2.	<p>WHAT IS THE ACTIVITY- MAKE AN ELECTRIC CIRCUIT WITH LEMON. (PHY)</p> <p>HOW TO DO THE ACTIVITY-</p>	JUL- AUG	10

	<p>TAKE A LEMON AND SOFTEN ITS SKIN WITH YOUR HANDS GENTLY. INSERT A PAPERCLIP AND A BOARD PIN AT A DISTANCE OF 5 cm INTO THE LEMON. TAKE TWO WIRES, REMOVE THE PLASTIC COVERING FROM THE ENDS AND TWIST ONE END OF EACH AROUND THE PAPER CLIP AND BOARD PIN. CONNECT THE FREE ENDS OF THE WIRE WITH THE TERMINALS OF THE BULB. THE BULB WILL GLOW.</p> <p>MATERIALS REQUIRED- LEMON, WIRE, PIN, BULB</p>		
3.	<p>WHAT IS THE ACTIVITY- OBSERVE DIFFERENT TYPES OF MOTION OCCURRING AROUND YOU. CLASSIFY THEM & MAKE A CHART ON DIFFERENT TYPES OF MOTION. ALSO PASTE THE PICTURE RELATED TO THEM. (PHY)</p> <p>HOW TO DO THE ACTIVITY- TRY TO DIFFERENT KINDS OF MOTION THAT YOU HAVE ALREADY READ. TRY TO CLASSIFY THEM AS RECTILINEAR MOTION, CURVILINEAR MOTION, CIRCULAR MOTION OR PERIODIC MOTION.</p> <p>MATERIAL REQUIRED- PICTURES OF DIFFERENT KINDS OF MOTION, GLUE, SCRAPBOOK.</p>	SEPT NOV.	10
4.	<p>WHAT IS THE ACTIVITY- MAKE A MODEL OF PHOTOSYNTHESIS</p> <p>HOW TO DO THE ACTIVITY- TAKE A CARDBOARD & PASTE A WHITE PAPER ON IT. MAKE A PLANT, SUN WITH THE HELP OF COLOR PAPER. PLACE COTTON AS CLOUD. NOW WITH THE HELP OF COLOR PAPER SHOW THE EXCHANGE OF GASES. (BIO)</p> <p>MATERIAL REQUIRED- CHART PAPER, CARDBOARD, GLUE, THICK SHEETS - 2, A4 SIZE, PAINTS AND BRUSH, COLOUR PAPER, COTTON.</p>	DEC- FEB	10
	Details of Assessment		
1.	UT 1- CH 1, CH 3, CH 11	MAY	30
2.	UT 2- CH 2, CH 4, CH 12	JULY	30
3.	TERM 1- CH 2, CH 3. CH 4, CH 7. CH 11, CH 12	SEPT	50
4.	UT 3- CH 5, CH 8, CH 13	NOV	30
5.	UT 4- CH 6, CH 9, CH 14,		

6.	TERM 2- CH 5, CH 6, CH 9, CH 10, CH 13, CH 14	FEB/ MAR CH	50
----	---	-------------------	----

RECAP SYLLABUS (2022-2023)

SL NO	LEARNING OUTCOME	MONTH
1.	Learners will be able to explain the super senses and unusual features (sight, smell, hear, sleep, sound, etc.) of animals and their responses to light, sound, food etc.	April
2.	Learners should explain the use of technology and the process of accessing basic needs (food, water etc.) in our daily life. (e.g., farm produce to kitchen; grains to Roti, preservation techniques, storage and tracking of water source).	May
3.	Learners will be able to guess (properties, conditions of phenomena), estimates spatial quantities (distance, area, volume, weight etc.) and time in simple standard units and verify using simple tools/set ups.	June
4.	Learner will be able to group objects, materials, activities for features and properties such as– shape, taste, colour, texture, sound, traits etc.	July
5.	Learners should describe the interdependence among animals, plants and humans. (e.g., communities earning livelihood from animals, dispersal of seeds etc.)	Aug
6.	Learners can suggest ways for hygiene, health, managing waste, disaster/emergency situations and protecting/saving resources (land, fuels, forests, etc.) and shows sensitivity for the disadvantaged/deprived.	Sep

	Details of Assessment		
1.	UT 1- Explain the super senses and unusual features (sight, smell, hear, sleep, sound, etc.) of animals and their responses to light, sound, food etc.	May	30
2.	UT 2- Guess (properties, conditions of phenomena), estimate spatial quantities (distance, area, volume, weight etc.) and time in simple standard units and verify using simple tools/set ups.	JULY	30

3.	<p>TERM 1- Describe the interdependence among animals, plants and humans. (e.g., communities earning livelihood from animals, dispersal of seeds etc.)</p> <p>Group objects, materials, activities for features and properties such as– shape, taste, colour, texture, sound, traits etc.</p> <p>Learners can suggest ways for hygiene, health, managing waste, disaster/emergency situations and protecting/saving resources (land, fuels, forests, etc.) and shows sensitivity for the disadvantaged/deprived.</p>	SEPT	50
----	---	------	----

SUBJECT: SOCIAL SCIENCE

Name of the Books

1. VIVA SOCIAL STUDY - UPDATED EDITION

SL NO.	Name of Chapter(s) / Topic(S)	MONTH
1.	History :Ch-1: Introduction to History	April
2.	Geography:Ch-1: Earth and the Solar System	April
3.	Civics:Ch-1: Understanding Diversity	May
4.	History:Ch-4: Indus Valley Civilization	June
5.	Geography:Ch-3: Motions of the Earth	June
6.	Civics:Ch-2: Prejudice and Discrimination	July
7.	History:Ch-6: Janapadas and Mahajanapadas	July
8.	Geography:Ch5: Domains of the Earth	Aug
9.	Civics:Ch-3: Government	Aug
10.	History:Ch-7: Development of New Religious Ideas	Oct
11.	Geography:Ch-6: Major Landforms of the Earth	Oct-Nov
12.	Civics:Ch-5: Panchayati Raj	Nov
13.	History:Ch-8: The Mauryan Empire	Nov

14.	Geography:Ch-8: India - Climate, Vegetation and Wildlife	Dec
15.	Civics:Ch-6: Urban Administration	Dec-Jan
16.	History:Ch-11: New Empires and Kingdoms	Jan

LIST OF ACTIVITIES & ASSESSMENTS

SL NO.	Details of Activity	Month	Marks
1.	<p>What is the activity--Make a model of the Solar System.</p> <p>How to do the activity (hints)--- Plastic balls, apply gum all around the ball, cover it with wet newspaper, keep repeating this till it is little thick, let it dry after pasting the paper. Then colour it as per requirement which can show the different kind of planets.. Fix it firmly on a thermocol.</p> <p>Materials required(hints)-- Newspaper,Plastic ball (round bottom not oval) water, colours, wire or broom stick, thermocol.</p>	APR-JUN	10
2.	<p>What is the activity-- Organizing a group picnic in class.</p> <p>How to do the activity (hints)--- Each student gets one kind of eatables and shares among each other.</p>	JUL-AUG	10
3.	<p>What is the activity--Make a model from Harappan Civilization. (Clay toy, seal, pot or the Great bath)</p> <p>How to do the activity (hints)--- Make a clay toy with mud. Make a dough of the mud with the help of water or with the help of a thermocol make the model of the Great Bath and colour it.</p> <p>Materials required(hints)-- Soil, water, colours, wire and thermocol.</p>	SEPT NOV.	10
4.	<p>What is the activity--Make a model of a forest.</p> <p>How to do the activity (hints)--- Take a piece of cardboard, clay toy. (Make a dough out of the mud with the help of water). Make models of trees.</p> <p>Materials required(hints)-- Soil, animals, water, colours and thermocol.</p>	DEC-FEB	10
	Details of Assessment		
1.Un	History :Ch-1; Civics: Ch-1	MAY	30

it -1			
2.Un it -2	History :Ch-4; Geography: Ch-1; Civics: Ch-2	JULY	30
3. Ter m-1	History :Ch-1, 6; Geography:3, 5 ; Civics: Ch-1	SEPT	50
4.Un it-3	History :Ch-7; Geography:6 ; Civics: Ch-3	NOV	30
5. Unit -4	History :Ch-8; Geography:8 ; Civics: Ch-5	JAN	
6.Te rm-2	History :Ch-7,11; Geography:6 ; Civics: Ch-3,6	FEB/ MAR	50

SUBJECT: HINDI

Name of the Books

1. हिंदी व्याकरण हेनरी (व्याकरण)
2. हिंदी पाठ्यपुस्तक गुलमोहर पाठ

SL NO.	Name of chapter(s)/ Topic (S)	MONTH
1.	पाठ -1 आ रही रवि की सवारी पाठ -1 भाषा लिपि और व्याकरण (व्याकरण)	April
2.	पाठ- 2 अन्याय का विरोध पाठ - 4 उपसर्ग और प्रत्यय (व्याकरण)	May
3.	पाठ - 3 सरफरोशी की तमन्ना पाठ - 5 संधि (व्याकरण)	June
4.	पाठ- 7 मेरी यूरोप यात्रा , पाठ- 8 डॉ. भीमराव अंबेडकर पाठ- 6 समास (व्याकरण)	July
5.	पाठ- 9 भक्ति के पद	August

	पाठ- 8 संज्ञा , पाठ- 9 लिंग (पत्र लेखन और निबंध लेखन)	
6.	Revision	September
7.	पाठ - 10 गांव बड़ा या शहर पाठ - 10 वचन , पाठ- 11 कारक (व्याकरण)	October
8.	पाठ - 11 कलम आज उनकी जय बोल पाठ - 14 क्रिया , पाठ- 15 काल(व्याकरण)	November
9.	पाठ - 12 मिठाईवाला पाठ - 18 अशुद्ध वाक्यों का संशोधन(व्याकरण)	December
10.	पाठ - 13 सरस्वती पाठशाला , पाठ- 14 मेरा बचपन पाठ - 21 अपठित गद्यांश- 22 कहानी लेखन ,पाठ- 23 सार लेखन , पाठ- 24 पत्र लेखन , पाठ- 28 निबंध लेखन	January
11.	Revision	February

SL NO.	Details of Activity	Month	Marks
1.	What is the Activity-1 अधिक लोग विनाश का कारण बनता है लोग से संबंधित किसी कहानी पर आधारित एक चित्रकथा बनाइए। Material's- एक चार्ट पेपर स्केच पेन पेंसिल इत्यादि How to do the activity- चार्ट पेपर में स्केच पेन द्वारा कहानी को लिखिए।	APR- JUN	10
2.	What is the Activity - 2 भारत में बहुत से किले हैं कुछ किलो के बारे में जानकारी एकत्रित करके कल का मॉडल तैयार कीजिए। Material's- रंगीन चार्ट पेपर थर्माकोल गिल्टर पेन स्केच पेन इत्यादि How to do the activity - थर्माकोल में रंगीन चार्ट पेपर चिपका कर महल का चित्र बनाइए और महल नाम और किस स्थान पर स्थित है यह लिखिए।	JUL- AUG	10
3.	Activity- 3 एक चार्ट पेपर पर कवि रहीम के दोहे सुंदर अक्षरों में लिखिए। Material's- A4 साइज का चार्ट पेपर स्केच पेन पेन गिल्टर पेन इत्यादि ।	SEPT NOV.	10

	How to do the activity- A4 साइज के चार्ट पेपर में सुंदर अक्षरों से रहीम के दोहे को लिखिए।		
4.	<p>Activity - 4 जिन्होंने देश के लिए निस्वार्थ भाव से अपार कष्ट सहे और देश के लिए शहीद हो गए ऐसे कुछ शहीदों के चित्र बनाकर उनके बारे में कुछ पंक्तियां लिखिए।</p> <p>Material's - रंगीन चार्ट पेपर स्केच पेन थर्माकोल ग्लिटर पेन इत्यादि</p> <p>How to do the activity - थर्माकोल में रंगीन चार्ट पेपर चिपका कर चित्र बनाकर ग्लिटर पेन से सुंदर अक्षरों में लिखिए।</p>	DEC-FEB	10
	Details of Assessment		
1.	PT-1 Chapter- 1 आ रही रवि की सवारी व्याकरण Chapter - 1 भाषा लिपि और व्याकरण	May	30
2.	PT- 2 Chapter-2 अन्याय का विरोध ,Chapter- 3 सरफरोशी की तमन्ना Chapter- 4 , उपसर्ग एवं प्रत्यय Chapter- 5 संधि (व्याकरण)	JULY	30
3.	<p>Term - 1</p> <p>Chapter- 7 मेरी यूरोप यात्रा , Chapter - 8 डॉ. भीमराव अंबेडकर , Chapter - 9 भक्ति के पद</p> <p>Chapter- 6 समास , Chapter- 8 संज्ञा, Chapter- 9 लिंग और पत्र लेखन, निबंध लेखन (व्याकरण)</p>	SEPT	50
4.	PT - 3 Chapter - 10 गांव बड़ा या शहर , Chapter- 11 कलम आज उनकी जय बोल Chapter- 10 वचन , Chapter- 14 क्रिया (व्याकरण)	NOV	30
5.	PT -4 Chapter- 12 मिठाईवाला Chapter - 15 काल , Chapter- 18 अशुद्ध वाक्यों का संशोधन	JAN	30
	<p>Term - 2</p> <p>Chapter- 13 सरस्वती पाठशाला ,Chapter - 14 मेरा बचपन</p> <p>Chapter - 21 अपठित गद्यांश , Chapter- 22 सार लेखन , Chapter- 24 पत्र लेखन</p> <p>Chapter - 28 निबंध लेखन</p>	FEB/ MAR CH	50

RECAP SYLLABUS (2022-2023)

SL NO.	LEARNING OUTCOME	MONTH
1.	विद्यार्थी दूसरों द्वारा कही जा रही बातों को ध्यान से सुन कर अपने प्रतिक्रिया व्यक्त करते हुए प्रश्न पूछ कर कॉपी में लिखेंगे।	April
2.	विद्यार्थी कहानी कविता अथवा अन्य सामग्री को अपनी तरह से अपनी भाषा में कहते हुए उसमें अपनी कहानी बात जोड़ते हुए अपनी कॉपी में लिखेंगे।	April
3.	विद्यार्थी पढ़ी हुई सामग्री और निजी अनुभवों को जोड़ते हुए उनसे उभरी संवेदनाओं और विचारों की (मौखिक लिखित) अभिव्यक्त करते हुए प्रश्नों के उत्तर लिखेंगे।	MAY
4.	विद्यार्थी स्वेच्छा से या शिक्षक द्वारा तय गतिविधि के अंतर्गत लेखन की प्रक्रिया की बेहतर समझ के साथ अपने लेखन को जाँचते हुए और लेखन के उद्देश्य और पाठ्य के अनुसार विद्यार्थी अपने लेखन में बदलाव करेंगे।	JUNE
5.	विद्यार्थी अपनी भाषा की बारीकियों पर ध्यान देते हुए अपनी भाषा गढ़ते हुए और उसे अपने लेखन में शामिल करेंगे।	JUNE
6.	विद्यार्थी अपरिचित शब्दों के अर्थ शब्दकोश उसे खोजते हुए अपनी कॉपी में लिखेंगे।	JULY
7.	विद्यार्थी अपने आसपास घटने वाली विभिन्न घटनाओं की बारीकियों पर ध्यान देते हुए उन पर मौखिक रूप से अपने प्रतिक्रिया व्यक्त करते हुए प्रश्न पूछते हुए प्रश्नों के उत्तर अपने कॉपी में लिखेंगे।	JULY
8.	विद्यार्थी विभिन्न उद्देश्यों के लिए लिखते हुए अपने लेखन में विराम चिह्नों जैसे- अल्पविराम, प्रश्नवाचक चिह्न का सचेत इस्तेमाल करते हुए कॉपी में लिखेंगे।	AUGUST
9.	विद्यार्थी अपनी कल्पना से कहानी, कविता वर्णन आदि लिखते हुए भाषा का सृजनात्मक प्रयोग करते हुए कॉपी में लिखेंगे।	SEP

	Details of Assessment		
--	-----------------------	--	--

1.	विद्यार्थी दूसरों द्वारा कही जा रही बातों को ध्यान से सुन कर अपने प्रतिक्रिया व्यक्त करते हुए प्रश्न पूछ कर कॉपी में लिखेंगे।	MAY	30
2.	विद्यार्थी अपनी भाषा की बारीकियों पर ध्यान देते हुए अपनी भाषा गढ़ते हुए और उसे अपने लेखन में शामिल करेंगे। विद्यार्थी अपरिचित शब्दों के अर्थ शब्दकोश उसे खोजते हुए अपनी कॉपी में लिखेंगे।	JULY	30
3.	विद्यार्थी अपनी कल्पना से कहानी, कविता वर्णन आदि लिखते हुए भाषा का सृजनात्मक प्रयोग करते हुए कॉपी में लिखेंगे। विद्यार्थी अपने आसपास घटने वाली विभिन्न घटनाओं की बारीकियों पर ध्यान देते हुए उन पर मौखिक रूप से अपने प्रतिक्रिया व्यक्त करते हुए प्रश्न पूछते हुए प्रश्नों के उत्तर अपने कॉपी में लिखेंगे।	SEPT	50

SUBJECT: BENGALI (2nd Language)

Name of the Books

1. সাহিত্য সংস্করণ।
2. নব ব্যাকরণ কোমুদী

SL NO.	Name of Chapter(s) / Topic(S)	MONTH
1.	পাশফেল বোধ পরীক্ষণ	APRIL
2.	ক্রোধ	MAY
3.	জেমস ওয়াটের আবিষ্কার	JUNE
4.	বঙ্গভূমির প্রতি পত্রলিখন	JULY
5.	দেবতার বিদায় অনুচ্ছেদ রচনা	AUG
6.	পুরুষ	SEPT
7.	এভারেস্ট বিজয় প্রতিশব্দ বা সমার্থক শব্দ	OCT
8.	কাজলাদিদি বিপরীত শব্দ	NOV

9.	বীরকন্যা প্রীতিলতা ভালো খাবার ধ্বনি	DEC
10.	প্রিয়মুখ্যে, সন্ধির সাধারণ পরিচয়।	JAN
11.	REVISION	FEB

LIST OF ACTIVITIES & ASSESSMENTS

SL NO.	Details of Activity	Month	Marks
1.	চার্ট পেপারে জেমস ওয়াটের আবিষ্কারের একটি ছবিসহ তার বর্ণনা লেখো।	APR-JUN	10
2.	বাংলার গ্রাম্য প্রকৃতির মডেল তৈরি করো।	JUL-AUG	10
3.	চার্ট পেপারে ব্যাকরণের পুরুষ এর শ্রেণিবিভাগ উদাহরণসহ চার্ট তৈরি করো।	SEPT-NOV.	10
4.	একজন বাঙালি স্বাধীনতা সংগ্রামীর ছবিসহ স্বাধীনতা অর্জনে তাঁর ভূমিকা লেখো।	DEC-FEB	10
	Details of Assessment		
UNIT- 1	সাহিত্য সঞ্চয়ন- পাশফেল, ক্রোধ। নব ব্যাকরণ কৌমুদী- বোধপরীক্ষণ।	MAY	30
UNIT- 2	সাহিত্য সঞ্চয়ন- জেমস ওয়াটের আবিষ্কার, বঙ্গভূমির প্রতি। নব ব্যাকরণ কৌমুদী- পত্রলিখন, বোধপরীক্ষণ।	JULY	30
Term-I	সাহিত্য সঞ্চয়ন- পাশফেল, জেমস ওয়াটের আবিষ্কার, ক্রোধ, বঙ্গভূমির প্রতি, দেবতার বিদায়। নব ব্যাকরণ কৌমুদী- পত্রলিখন, অনুচ্ছেদ রচনা, বোধপরীক্ষণ।	SEPT	50
UNIT- 3	সাহিত্য সঞ্চয়ন- এভারেস্ট বিজয়, কাজলাদিদি। নব ব্যাকরণ কৌমুদী- পুরুষ, প্রতিশব্দ বা সমার্থক শব্দ, অনুচ্ছেদ লিখন, বোধপরীক্ষণ।	NOV	30
UNIT- 4	সাহিত্য সঞ্চয়ন-	JAN	30

	বীরকন্যা প্রীতিলতা, ভালো খাবার। নব ব্যাকরণ কৌমুদী- বিপরীত শব্দ, ধ্বনি, অনুচ্ছেদ লিখন, বোধপরীক্ষণ।		
Term-II	সাহিত্য সঞ্চয়ন- এভারেস্ট বিজয়, বীরকন্যা প্রীতিলতা, প্রিয়মুখ্যো, কাজলাদিদি, ভালোখাবার। নব ব্যাকরণ কৌমুদী- পুরুষ, প্রতিশব্দ বা সমার্থক শব্দ, বিপরীত শব্দ, ধ্বনি, সন্ধির সাধারণ পরিচয়। পত্রলিখন, অনুচ্ছেদ লিখন, বোধপরীক্ষণ।	FEB/ MAR CH	50

RECAP SYLLABUS (2022-2023)

SL NO.	LEARNING OUTCOME	MONTH
1.	উচ্চারণের সময় স্বরতন্ত্রী কম্পনজাত শব্দ বা সুর(ধ্বনি) <ul style="list-style-type: none"> ভাষার ক্ষুদ্র একক সম্পর্কে জেনে সঠিক উচ্চারণ করতে পারবে। ব্যাকরণগত শ্রেণিবিভাগ শিখে সাধারণ ধারণা সঠিক উচ্চারণ করতে পারবে। 	APRIL
2.	এক বা একাধিক ধ্বনি পাশাপাশি বসিয়ে শব্দ তৈরি।(শব্দ) এক বা একাধিক শব্দ বা পদ বসিয়ে বাক্য তৈরি।(বাক্য) <ul style="list-style-type: none"> ধ্বনিগুলি পাশাপাশি বসিয়ে নতুন শব্দ তৈরি করতে শিখবে। অর্থ বুঝে শব্দ তৈরি করতে পারবে। শব্দ বা পদগুলি পাশাপাশি বসিয়ে বাক্য তৈরি করতে শিখবে। সঠিকভাবে মনের ভাব প্রকাশ করতে পারবে। 	MAY
3.	দুটি ধ্বনি মিলে একটি ধ্বনিতে পরিণত।(সন্ধি) <ul style="list-style-type: none"> নতুন শব্দ তৈরি করতে শিখবে। শব্দকে সংক্ষিপ্ত করতে পারবে। বাক্যকে সংক্ষিপ্ত করতে জানবে। উচ্চারণ সুন্দর হবে। 	JUNE
4.	পুরুষবাচক, স্ত্রীবাচক এবং ক্লীববাচক ভাব।(লিঙ্গ) <ul style="list-style-type: none"> পুরুষবাচক ও স্ত্রীবাচক শব্দগুলি আলাদা করতে শিখবে। যে শব্দগুলি পুরুষবাচক ও স্ত্রীবাচক নয় সেই শব্দগুলি চিনতে শিখবে। 	JULY
5.	বিশেষ্য ও বিশেষণ পদের সংখ্যার ব্যবহার(বচন)। <ul style="list-style-type: none"> এক বা একের বেশি সংখ্যা অনুযায়ী পদ বা শব্দের ব্যবহার শিখবে। 	AUG

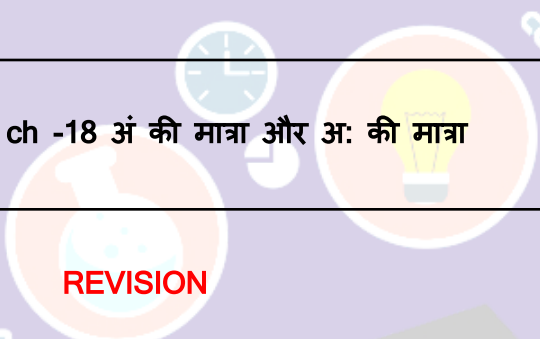

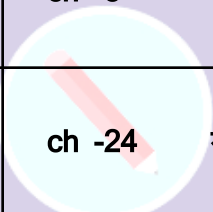
	Details of Assessment		
UNIT- 1	১। উচ্চারণের সময় স্বরতন্ত্রী কম্পনজাত শব্দ বা সুর(ধ্বনি)। ২। এক বা একাধিক ধ্বনি পাশাপাশি বসিয়ে শব্দ তৈরি।(শব্দ) এক বা একাধিক শব্দ বা পদ বসিয়ে বাক্য তৈরি।(বাক্য)	MAY	30

.UNIT- 2	১। দুটি ধ্বনি মিলে একটি ধ্বনিতে পরিনত।(সন্ধি) ২। পুরুষবাচক, স্ত্রীবাচক এবং ক্লীববাচক ভাব।(লিঙ্গ)	JULY	30
Term-I	১। উচ্চারণের সময় স্বরতন্ত্রীক কম্পনজাত শব্দ বা সুর(ধ্বনি)। ২। এক বা একাধিক ধ্বনি পাশাপাশি বসিয়ে শব্দ তৈরি।(শব্দ) এক বা একাধিক শব্দ বা পদ বসিয়ে বাক্য তৈরি।(বাক্য) ৩। দুটি ধ্বনি মিলে একটি ধ্বনিতে পরিনত।(সন্ধি) ৪। পুরুষবাচক, স্ত্রীবাচক এবং ক্লীববাচক ভাব।(লিঙ্গ) ৫। ১। দুটি ধ্বনি মিলে একটি ধ্বনিতে পরিনত।(সন্ধি) ২। ক্রিয়া সম্পাদনের সময় সম্পর্কে ধারণা।(ক্রিয়ার কাল)	SEPT	50

SUBJECT: HINDI

1. LET'S LEARN HINDI '3rd language

SL NO.	Name of Chapter(s) / Topic(S)	MONTH
1.	स्वर वर्ण /व्यंजन वर्ण	April
2.	ch-1 और ch-2 मात्राएँ और बारह खड़ी	April
3.	ch- 4,ch-5,ch-6 बिना मात्रा वाले शब्द	May
4.	ch-7,ch-8, 'आ' की मात्रा वाले शब्द और 'इ' की मात्रा वाले शब्द	May
5.	ch-9,च-10, 'ई' की मात्रा वाले शब्द और 'उ' की मात्रा वाले शब्द	June

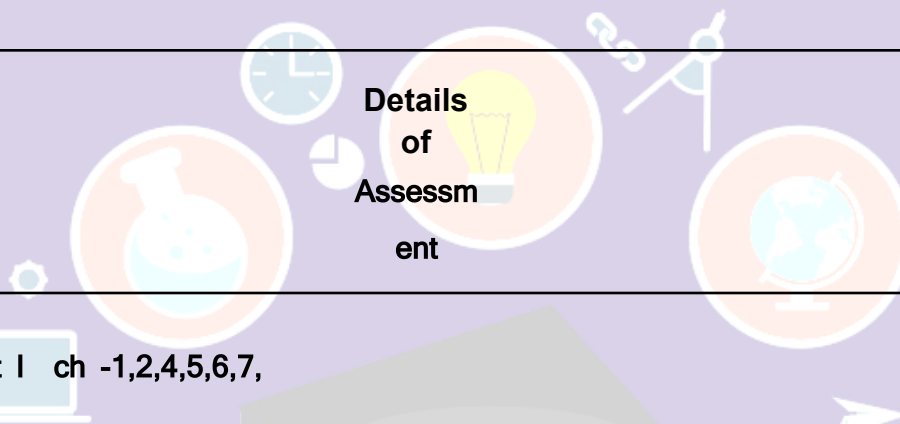
6.	ch-11,ch-12 'ऊ' की मात्रा वाले शब्द और 'ऋ' की मात्रा	JULY
7.	ch-13,और ch- 14 ,'ए' की मात्रा , और 'ऐ' मात्रा	JULY
8.	ch - 15 और ch -16 ओ की मात्रा ,और 'औ' की मात्रा	Aug
9.	ch -17 ch -18 अं की मात्रा और अः की मात्रा	Aug
10.	 REVISION	SEPT
11.	 ch -3 स्वर मात्राओ का ज्ञान	OCT
12.	 ch -24 संयुक्त अक्षर का प्रयोग	OCT
13.	ch - 25 हुआ सवेरा	NOV
14.	ch - 26 मेरा भारत महान	NOV

15.	ch - 27 ठीक समय पर	DEC
16.	ch - 28 आवाज का जादू	JAN

17.	REVISION	FEB
-----	----------	-----

LIST OF ACTIVITIES & ASSESSMENTS

S L N O .	Details of Activity	Mont h	Mar ks
1.	<p>what is the activity - मोर का चित्र बनाकर उसमें व्यंजन वर्ण को लिखिए।</p> <p>How to do the activity - चार्ट paper पर चित्र बनाए</p> <p>Materials required – colour chart paper स्केच pen</p>	AP R- JU N	10
2.	<p>What is the activity – तीन पेड़ बनाकर दो,तीन,और चार अक्षर वाले शब्द लिखे ।</p> <p>How to do activity - chart paper पर तीन अलग-अलग पेड़ बनाकर उसकी पतियों पर दो,तीन,और चार अक्षर वाले शब्द लिखे ।</p> <p>Materials required - chart paper,colour pen,</p>	JU L- AU G	10
3.	<p>what is the activity - मात्राओं की घड़ी</p> <p>How to do activity -एक घड़ी बनाए हर नम्बर पर एक मात्रा लिखिए इस तरह बारह मात्राएँ बारह नम्बर ।</p> <p>Materials required - chart paper स्केच pen</p>	SEP T NO V.	10

4.	<p>what is the activity - 'आवाज का जादू' कहानी का एक चित्र बनाए और कहानी को लिखिए </p> <p>How to do activity - chart paper पर पेड़ और कोयल और कौए का चित्र बनाए और कहानी को लिखिए </p> <p>मैटेरियल्स रिक्वायर्ड - chart paper और colour pen</p>	DE C- FE B	10
	 <p>Details of Assessment</p>		
1.	unit I ch -1,2,4,5,6,7,	May	30
2.	unit- II ch - 8,9,10,11,12,	july	30
3.	TERM -I ch -10,11,12,13,14, 15,	Sept	50
4.	Unit - III ch - 3, ch -16,17,19,	Nov	30
5.	Unit - iv ch - 17,19, 24,25,26,	jan	30
6.	TERM -II ch - 24,25, 26,27, 28	Feb	50

SUBJECT: BENGALI (3rd Language)

Name of the Books

1. LET'S LEARN বাংলা

SL NO.	Name of Chapter(s) / Topic(S)	MONTH
1.	বাংলা বর্ণমালা, স্বরযুক্ত ব্যঞ্জনবর্ণ, স্বরধ্বনি ও তার চিহ্ন।	APRIL
2.	দুই বর্ণের শব্দ, তিনবর্ণের শব্দ, চার বর্ণের শব্দ।	MAY
3.	আ- কার যোগে শব্দ, ই- কার যোগে শব্দ,ঈ- কার যোগে শব্দ।	JUNE
4.	উ- কার যোগে শব্দ, ঊ- কার যোগে শব্দ।	JULY
5.	ঋ- কার যোগে শব্দ, এ- কার যোগে শব্দ, ঐ- কার যোগে শব্দ।	AUG
6.	ও- কার যোগে শব্দ, ঔ- কার যোগে শব্দ।	SEPT
7.	খণ্ডিত যোগে শব্দ, অনুস্বার যোগে শব্দ।	OCT
8.	বিসর্গ যোগে শব্দ, চন্দ্রবিন্দু যোগে শব্দ।	NOV
9.	শব্দ + শব্দ = বাক্য, রেফ যোগে শব্দ।	DEC
10.	র- ফলা যোগে শব্দ গঠন, দ্বৈত- বর্ণ যোগে শব্দ।	JAN
11.	বাংলা এক থেকে ত্রিশ বানান এবং সংখ্যা, বাংলা মাসের নাম, সাত দিনের নাম।	FEB

LIST OF ACTIVITIES & ASSESSMENTS

Class- VI: (22-23)

SL NO.	Details of Activity	Month	Marks
1.	চার্ট পেপারে বাংলা স্বরবর্ণ ও ব্যঞ্জনবর্ণ গুলি সুন্দর করে লেখো।	APR-JUN	10
2.	যে কোন পাঁচটি ফুল নিয়ে তাদের নাম লেখো।	JUL-AUG	10
3.	চার্ট পেপারে বাংলায় এক(১) থেকে ত্রিশ(৩০) পর্যন্ত সংখ্যায় ও বানান লেখো।	SEPT NOV.	10

4.	মাটি, রং ব্যবহার করে যে কোন পাঁচটি ফলের মডেল তৈরি করো।	DEC-FEB	10
Details of Assessment			
.Periodic Test I	বাংলা বর্ণমালা, স্বরযুক্ত ব্যঞ্জনবর্ণ, স্বরধ্বনি ও তার চিহ্ন, দুই বর্ণের শব্দ, তিনবর্ণের শব্দ, চার বর্ণের শব্দ।	MAY	30
.Periodic Test I	আ- কার যোগে শব্দ, ই- কার যোগে শব্দ,ঈ- কার যোগে শব্দ, উ- কার যোগে শব্দ, ঊ- কার যোগে শব্দ।	JULY	30
Term-I	বাংলা বর্ণমালা, স্বরযুক্ত ব্যঞ্জনবর্ণ, স্বরধ্বনি ও তার চিহ্ন, দুই বর্ণের শব্দ, তিনবর্ণের শব্দ, চার বর্ণের শব্দ, আ- কার যোগে শব্দ, ই- কার যোগে শব্দ,ঈ- কার যোগে শব্দ, উ- কার যোগে শব্দ, ঊ- কার যোগে শব্দ,ঋ- কার যোগে শব্দ, এ- কার যোগে শব্দ, ঐ- কার যোগে শব্দ।	SEPT	50
Periodic Test III	ও- কার যোগে শব্দ, ঔ- কার যোগে শব্দ, খণ্ডত যোগে শব্দ, অনুস্বার যোগে শব্দ।	NOV	30
Periodic Test IV	বিসর্গ যোগে শব্দ, চন্দ্রবিন্দু যোগে শব্দ, শব্দ + শব্দ = বাক্য, রেফ যোগে শব্দ।	JAN	30
Term-II	ও- কার যোগে শব্দ, ঔ- কার যোগে শব্দ, খণ্ডত যোগে শব্দ, অনুস্বার যোগে শব্দ, বিসর্গ যোগে শব্দ, চন্দ্রবিন্দু যোগে শব্দ, শব্দ + শব্দ = বাক্য, রেফ যোগে শব্দ, র- ফলা যোগে শব্দ গঠন, দ্বৈত- বর্ণ যোগে শব্দ।	FEB/MAR CH	50

SUBJECT: COMPUTER

Name of the Books

1. BINARY FOLKS (SHIKHA SHARMA)

SL NO.	Name of Chapter(s) / Topic(S)	MONTH
1.	CH-1: EVOLUTION OF COMPUTER	April / MAY
2.	CH-2: WORKING IN WINDOWS 10	MAY / JUNE
3.	CH-3: ADVANCED FEATURES OF WORD 2016	JUNE / JULY
4.	CH-4: MAIL MERGE IN WORD 2016	AUGUST
5.	CH-5: ANIMATING TEXTS AND OBJECTS	SEPTEMBER
6.	CH-6: MICROSOFT EXCEL 2016	OCTOBER
7.	CH-7: INTRODUCTION TO FLASH CS6	NOVEMBER

8.	CH-8: INTRODUCTION TO QB64	DECEMBER / JANUARY
9.	CH-9: INTERNET SURFING	FEBRUARY

LIST OF ACTIVITIES & ASSESSMENTS

Class VI : COMPUTER (22-23)

SL NO.	Details of Activity	Month	Marks																																			
1.	<p>What is the activity---</p> <p>Change the desktop background of your computer and paste the pictures in the chart paper.</p> <p>How to do the activity (hints)---</p> <p>Take a chart paper. Change the desktop backgrounds of your computer. Paste the pictures of different desktop backgrounds. And mention the previous background and current background.</p> <p>Materials required(hints)--- Chart paper, pen, pencil, ruler, and Computer book.</p>	JUN	10																																			
2.	<p>What is the activity---</p> <p>Design a time table for your class using a Word 2016.</p> <table><tr><th>Period</th><th>Monday</th><th>Tuesday</th><th>Wednesday</th><th>Thursday</th><th>Friday</th><th>Saturday</th></tr><tr><td>1</td><td>Math</td><td>Math</td><td>Math</td><td>Math</td><td>Math</td><td>Math</td></tr><tr><td>2</td><td>Computer</td><td>English</td><td>English</td><td>English</td><td>Math</td><td>Math</td></tr><tr><td>3</td><td>Hindi</td><td>Hobby</td><td>English</td><td>English</td><td>Marathi</td><td>Library</td></tr><tr><td></td><td>B</td><td>R</td><td>E</td><td>A</td><td>K</td><td></td></tr></table>	Period	Monday	Tuesday	Wednesday	Thursday	Friday	Saturday	1	Math	Math	Math	Math	Math	Math	2	Computer	English	English	English	Math	Math	3	Hindi	Hobby	English	English	Marathi	Library		B	R	E	A	K		AUG	10
Period	Monday	Tuesday	Wednesday	Thursday	Friday	Saturday																																
1	Math	Math	Math	Math	Math	Math																																
2	Computer	English	English	English	Math	Math																																
3	Hindi	Hobby	English	English	Marathi	Library																																
	B	R	E	A	K																																	

	<table> <tr> <td>4</td> <td>English</td> <td>Hobby</td> <td>Marathi</td> <td>Art</td> <td>Hindi</td> <td>EVS</td> </tr> <tr> <td>5</td> <td>P.E</td> <td>Games</td> <td>EVS</td> <td>Craft</td> <td>Hindi</td> <td>English</td> </tr> <tr> <td>6</td> <td>English</td> <td>Hindi</td> <td>Music</td> <td>EVS</td> <td>Yoga</td> <td>Computer</td> </tr> <tr> <td>7</td> <td>EVS</td> <td>EVS</td> <td>Hindi</td> <td>English</td> <td>Math</td> <td>Library</td> </tr> </table> <p>How to do the activity (hints)---</p> <p>First open a blank worksheet in MS Excel. Write the name of the “Time Table”</p> <p>Give the heading of the “Period”, “Monday”, “Tuesday”, “Wednesday”, “Thursday”, “Friday”, “Saturday”. Fill the table according to the given table.</p> <p>Materials required(hints)--- Computer, Pen, Paper, ruler, and Computer book.</p>	4	English	Hobby	Marathi	Art	Hindi	EVS	5	P.E	Games	EVS	Craft	Hindi	English	6	English	Hindi	Music	EVS	Yoga	Computer	7	EVS	EVS	Hindi	English	Math	Library		
4	English	Hobby	Marathi	Art	Hindi	EVS																									
5	P.E	Games	EVS	Craft	Hindi	English																									
6	English	Hindi	Music	EVS	Yoga	Computer																									
7	EVS	EVS	Hindi	English	Math	Library																									
3.	<p>What is the activity--- Make a project on the topic “Divesity in India”. Make 15 slides in it which should depict the history, culture, festivals, foods, language etc of our country. Apply all the effects which you have learnt. Apply beautiful themes to your slides. Add different transitions and animations effects to your presentation.</p> <p>How to do the activity (hints)--- Open Microsoft Powerpoint in the computer and apply different themes and insert pictures of different cultures and theirs festivals and food habits etc of our country.</p> <p>Materials required(hints)--- Computer, Mouse, Pen, Pencil, Computer Book.</p>	OCT	10																												
4.	<p>What is the activity---</p> <p>Make a PowerPoint Presentation showing the use of different tools in the Tools Panel.</p> <p>How to do the activity (hints)---</p> <p>Open Microsoft PowerPoint Presentation in your computer and insert pictures and give heading of different tools and write the uses of these</p>	DEC- FEB	10																												

	tools. Materials required(hints)--- Computer, pen, pencil, paper, Computer Book.		
	Details of Assessment		
1.	UNIT TEST I : CH-1 EVOLUTION OF COMPUTER CH-2 WORKING IN WINDOWS 10	MAY	30
2.	UNIT TEST II: CH-2 WORKING IN WINDOWS 10 CH-3 ADVANCED FEATURES OF WORD 2016	JULY	30
3.	TERM I : CH-1 EVOLUTION OF COMPUTER CH-2 WORKING IN WINDOWS 10 CH-3 ADVANCED FEATURES OF WORD 2016 CH-4 MAIL MERGE IN WORD 2016	SEPT	50
4.	UNIT TEST III : CH-5 ANIMATING TEXTS AND OBJECTS CH-6 MICROSOFT EXCEL 2016	NOV	30
5.	UNIT TEST IV : CH-7 INTRODUCTION TO FLASH CS6 CH-8 INTRODUCTION TO QB64	JAN	30
6.	TERM II : CH-1 EVOLUTION OF COMPUTER CH- 3 ADVANCED FEATURES OF WORD 2016 CH-6 MICROSOFT EXCEL 2016 CH-8 INTRODUCTION TO QB64 CH 9 INTERNET SURFING	MAR	50